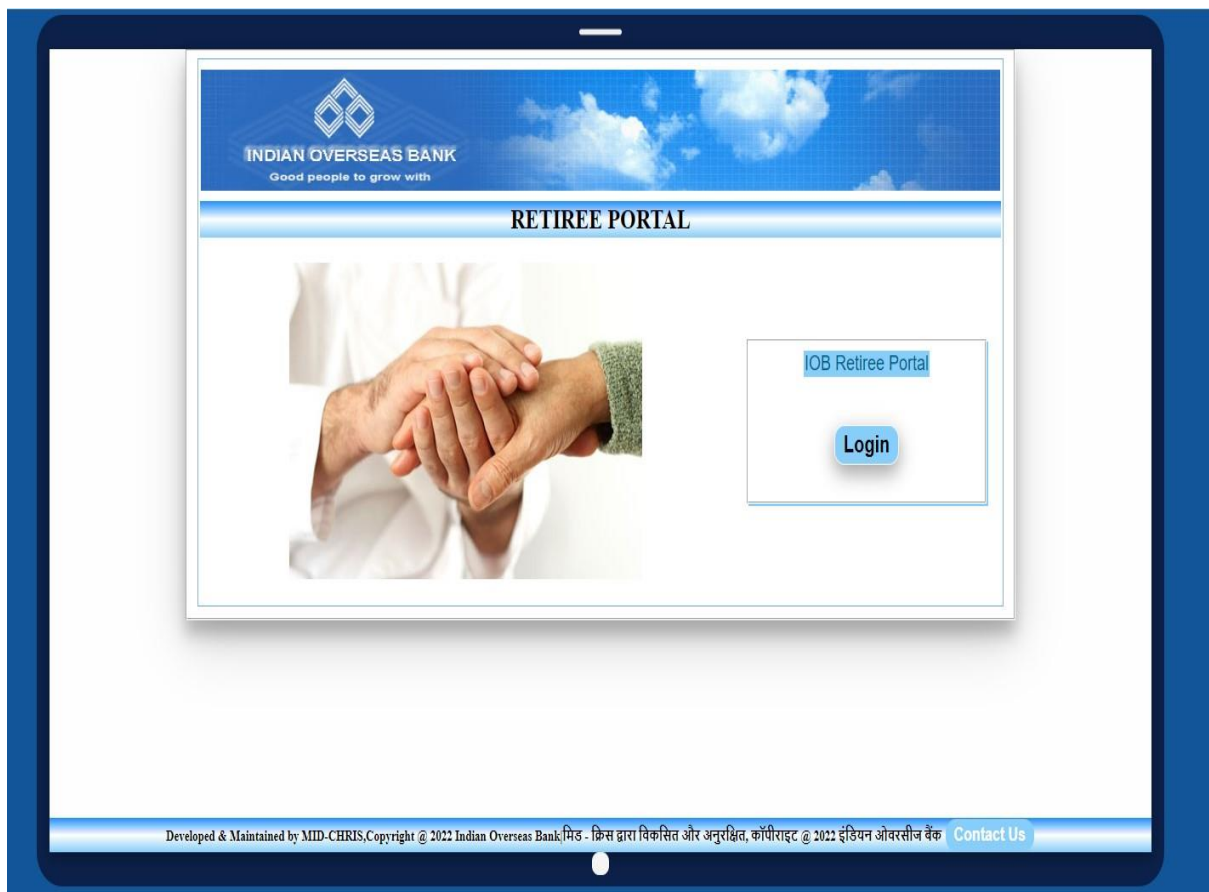


USER MANUAL

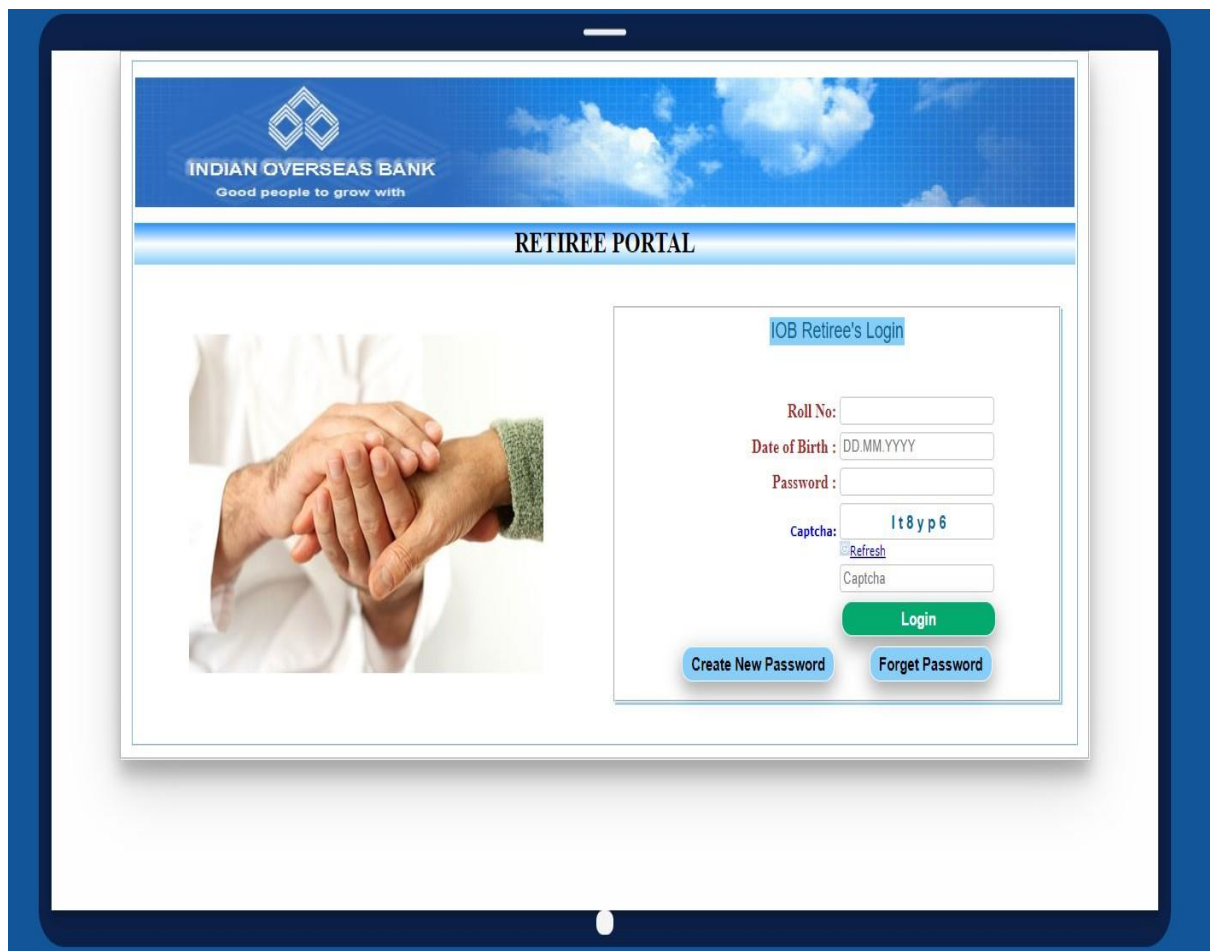
RETIREE PORTAL:

OTP based authentication is implemented for Retiree Portal application. Login to Retiree Portal happens only through Roll no, Date of Birth & Password.

LOGIN SCREEN:



Login credentials Roll no, Date of Birth & Password.



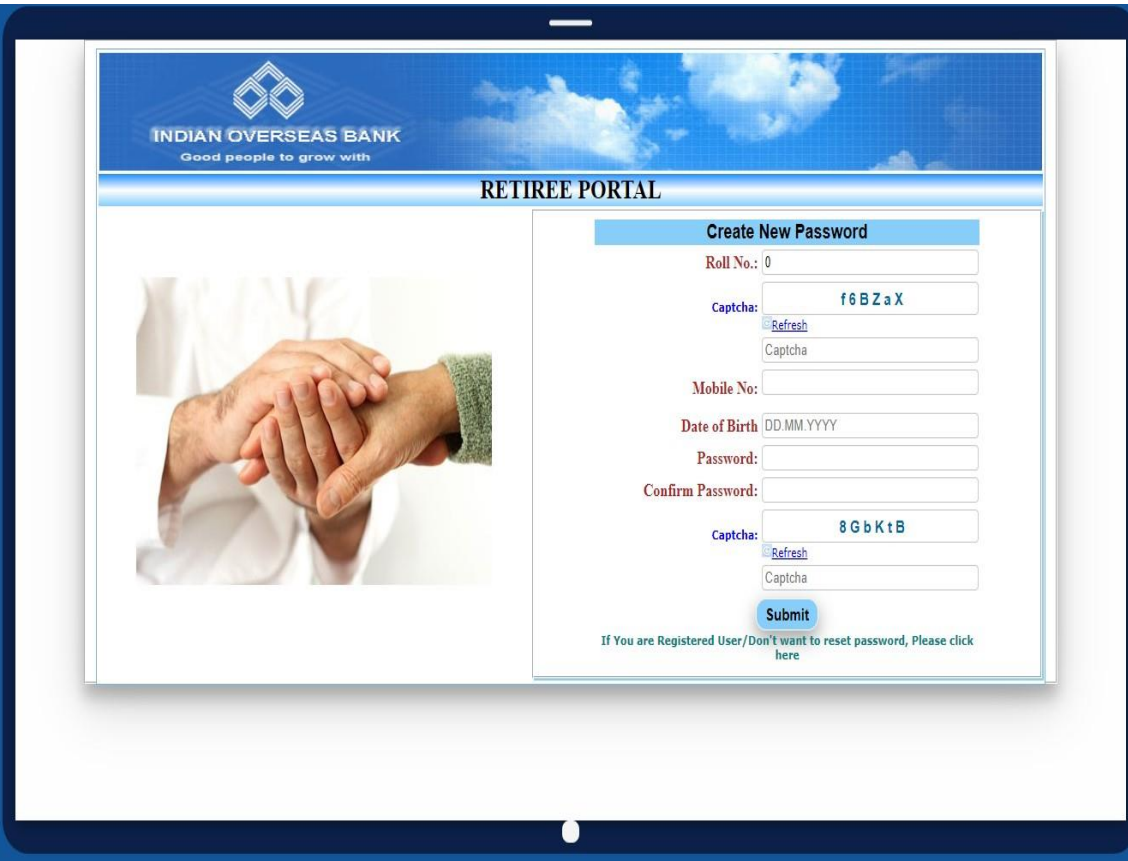
The screenshot shows the Indian Overseas Bank Retiree Portal. At the top left is the bank's logo and tagline "INDIAN OVERSEAS BANK Good people to grow with". The page title is "RETIREE PORTAL". On the left is an image of two hands clasped together. On the right is the "IOB Retiree's Login" form with the following fields:

- Roll No:
- Date of Birth:
- Password:
- Captcha: with a "Refresh" button.

Below the form are three buttons: "Create New Password", "Login", and "Forget Password".

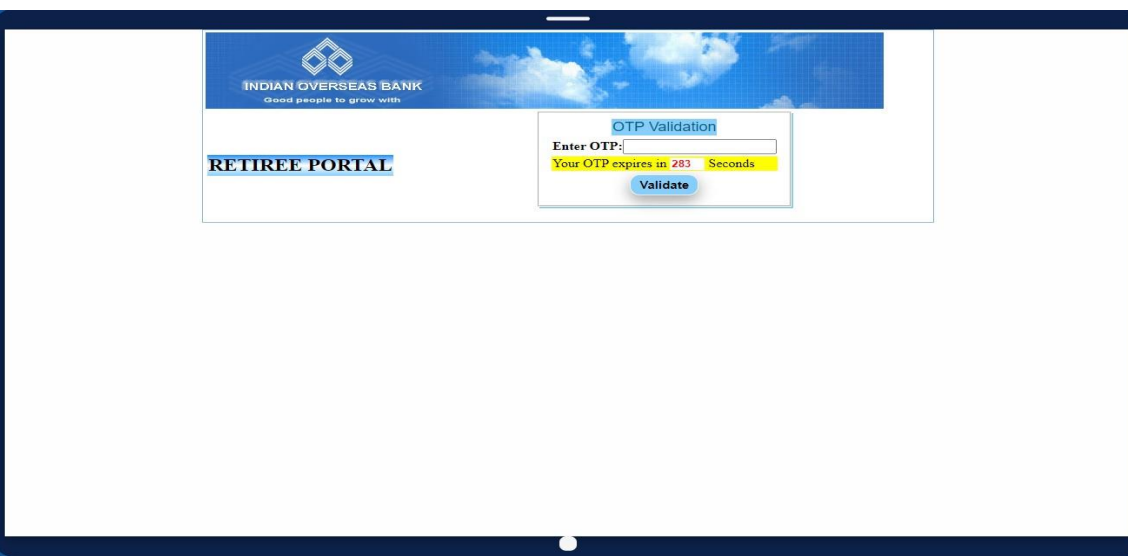
CREATE NEW PASSWORD:

For First time user, user need to create a new password through OTP.



The screenshot shows the 'Create New Password' form on the Indian Overseas Bank Retiree Portal. The form includes the following fields and elements:

- Roll No.:** 0
- Captcha:** f 6 B Z a X (with Refresh and Captcha buttons)
- Mobile No.:** [Empty field]
- Date of Birth:** DD.MM.YYYY [Empty field]
- Password:** [Empty field]
- Confirm Password:** [Empty field]
- Captcha:** 8 G b K t B (with Refresh and Captcha buttons)
- Submit** button
- Link: [If You are Registered User/Don't want to reset password, Please click here](#)

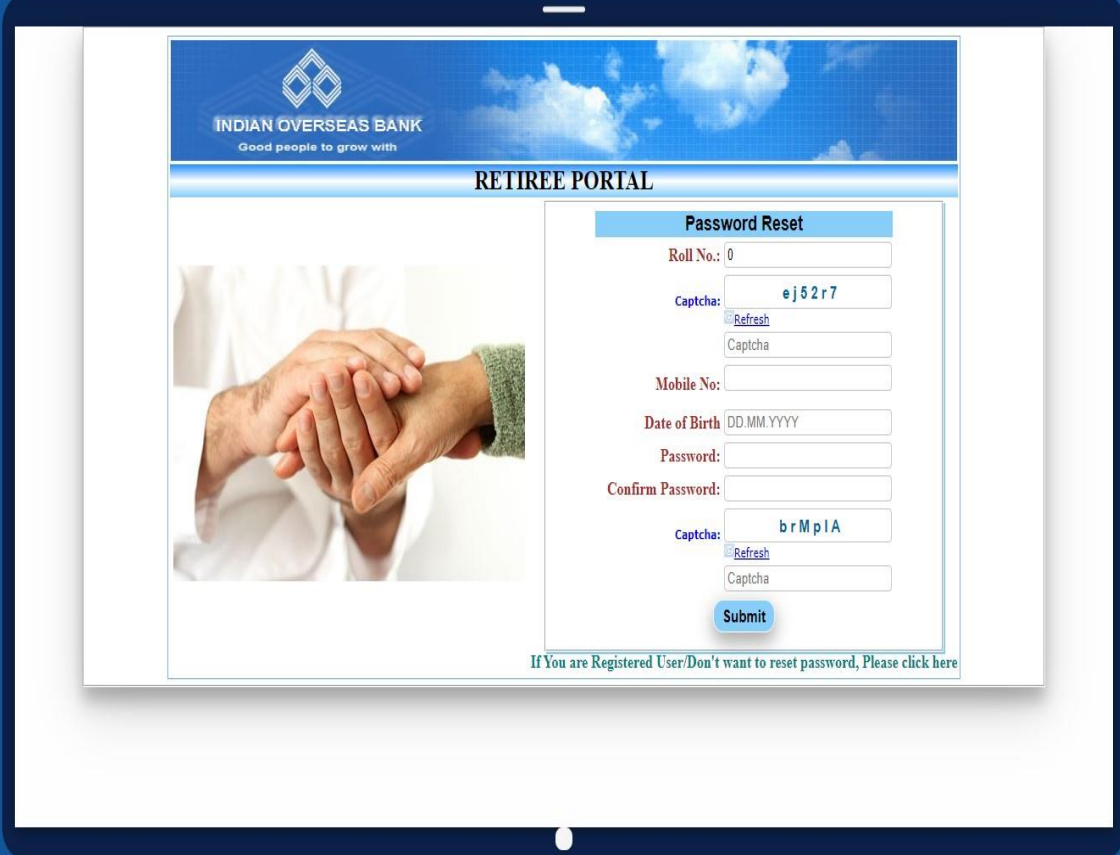


The screenshot shows the 'OTP Validation' form on the Indian Overseas Bank Retiree Portal. The form includes the following fields and elements:

- Enter OTP:** [Empty field]
- Your OTP expires in 283 Seconds** (highlighted in yellow)
- Validate** button

FORGOT PASSWORD:

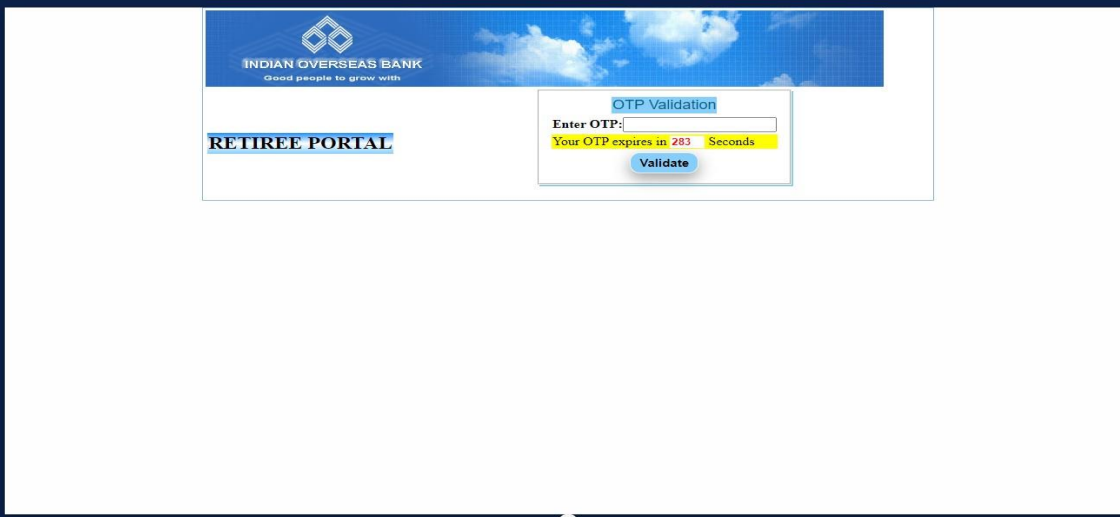
For reset password user need to reset password through OTP.



The screenshot shows the 'Password Reset' form on the Indian Overseas Bank Retiree Portal. The form includes the following fields and elements:

- Roll No.:** 0
- Captcha:** e j 5 2 r 7
- [Refresh](#) (link)
- Mobile No.:** [Empty field]
- Date of Birth:** DD.MM.YYYY
- Password:** [Empty field]
- Confirm Password:** [Empty field]
- Captcha:** b r M p l A
- [Refresh](#) (link)
- Submit** (button)

Below the form, there is a link: [If You are Registered User/Don't want to reset password, Please click here](#)



The screenshot shows the 'OTP Validation' form on the Indian Overseas Bank Retiree Portal. The form includes the following fields and elements:

- Enter OTP:** [Empty field]
- Your OTP expires in 283 Seconds** (timer)
- Validate** (button)

RETIREE PORTAL:



Retiree Portal | सेवानिवृत्त पोर्टल



Welcome PPO No.: Date: 13.12.2022 Last Login Date: 13.12.2022 09:25:47 AM Logout

- Retiree Portal
 - Pensioner Details
 - Pension Statement for IT
 - Life Certificate Status
 - Pension Payments
 - Feedback/Grievances
 - Print Your Forms
 - Circulars
 - Other Links
 - Medical Insurance Renewal
 - Pension Arrears Statement
 - Insurance Payment Receipt
 - Commutation Arrears Statement 1684
 - Commutation Declaration
- INCOME TAX
 - IT Investment Declaration
 - Pensioner IT Projection
 - Form 16 - Part B
 - Section 194P

Nodal Officer
नोडल अधिकारी

Guidelines/Circulars
दिशानिर्देश/परिपत्र

Important Links
महत्वपूर्ण लिंक

Dependant Details
आश्रित विवरण

Contact Us
संपर्क करें

Pensioner Nodal Officer
Niraj Kumar
Chief Manager, HRMD, CO
Contact No.: 044-2851 9541

Visitor No.697486 | Developed & Maintained by MID-CHRIS, Copyright @ 2022 Indian Overseas Bank/मिड - क्रिस द्वारा विकसित और अनुरक्षित, कॉपीराइट @ 2022 इंडियन ओवरसीज बैंक



Retiree Portal | सेवानिवृत्त पोर्टल



Welcome PPO No.: Date: 13.12.2022 Last Login Date: 13.12.2022 09:25:47 AM Logout

- Retiree Portal
 - Pensioner Details
 - Pension Statement for IT
 - Life Certificate Status
 - Pension Payments
 - Feedback/Grievances
 - Print Your Forms
 - Circulars
 - Other Links
 - Medical Insurance Renewal
 - Pension Arrears Statement
 - Insurance Payment Receipt
 - Commutation Arrears Statement 1684
 - Commutation Declaration
- INCOME TAX
 - IT Investment Declaration
 - Pensioner IT Projection
 - Form 16 - Part B
 - Section 194P

Nodal Officer
नोडल अधिकारी

Guidelines/Circulars
दिशानिर्देश/परिपत्र

Important Links
महत्वपूर्ण लिंक

Dependant Details
आश्रित विवरण

Contact Us
संपर्क करें

Guidelines/ Circulars

- [IBA RETIREES TOP UP POLICY 2022-23](#) **NEW**
- [IBA RETIREES WITH DOMICILIARY POLICY 2022-23](#) **NEW**
- [IBA RETIREES WITHOUT DOMICILIARY POLICY 2022-23](#) **NEW**
- [SAFEWAY ESCALATION MATRIX](#) **NEW**
- [SAFEWAY SPOC LIST](#) **NEW**
- [Check List for Reimbursement Domiciliary For IBA](#) **NEW**
- [Guidelines for cashless treatment and submission of domiciliary Hospitalisation claims for Retirees](#) **NEW**
- [Circular - RENEWAL OF NEW MEDICAL INSURANCE SCHEME FOR RETIRED OFFICERS/EMPLOYEES 2022-23](#)
- [Circular - TDS on pension payments to Retired IOB staffs - FY - 2022-23](#)
- [Circular - PENSIONERS DA AUGUST 2022 - JANUARY 2023](#)
- [Guidelines for cashless treatment and submission of domiciliary Hospitalisation claims for Retirees](#) **NEW**
- [Pension DA Circular for August 2019 to January 2020](#)
- [Benefit for Additional Notional Service](#)
- [Pension DA Circular for February 2019 to July 2019](#)
- [Payment of Gratuity](#)

Visitor No.697486 | Developed & Maintained by MID-CHRIS, Copyright @ 2022 Indian Overseas Bank/मिड - क्रिस द्वारा विकसित और अनुरक्षित, कॉपीराइट @ 2022 इंडियन ओवरसीज बैंक



Retiree Portal | सेवानिवृत्त पोर्टल



Welcome PPO No.: Date: 13.12.2022 Last Login Date: 13.12.2022 09:25:47 AM Logout

- Retiree Portal
 - Pensioner Details
 - Pension Statement for IT
 - Life Certificate Status
 - Pension Payments
 - Feedback/Grievances
 - Print Your Forms
 - Circulars
 - Other Links
 - Medical Insurance Renewal
 - Pension Arrears Statement
 - Insurance Payment Receipt
 - Commutation Arrears Statement 1684
 - Commutation Declaration
- INCOME TAX
 - IT Investment Declaration
 - Pensioner IT Projection
 - Form 16 - Part B
 - Section 194P

Nodal Officer
नोडल अधिकारी

Guidelines/Circulars
दिशानिर्देश/परिपत्र

Important Links
महत्वपूर्ण लिंक

Dependant Details
आश्रित विवरण

Contact Us
संपर्क करें

SAFEWAY INSURANCE TPA IMPORTANT LINKS

- [Link to download E-CARD \(User ID - Roll No & Password - Roll No + Year of Birth \(Ex. 111111968\)\)](#) **NEW**
- [Link to View Network Hospitals](#) **NEW**
- [Link to Download Mobile App](#) **NEW**
- [Tollfree No: 1800-102-5671](#) **NEW**

Visitor No.697486 | Developed & Maintained by MID-CHRIS, Copyright @ 2022 Indian Overseas Bank/मिड - क्रिस द्वारा विकसित और अनुरक्षित, कॉपीराइट @ 2022 इंडियन ओवरसीज बैंक

RETIREE PORTAL CONTACT US SCREEN:

The screenshot displays the Retiree Portal interface. At the top left is the Indian Overseas Bank logo with the tagline "Good People to grow with". The main header reads "Retiree Portal | सेवानिवृत्त पोर्टल". The user is logged in as "Nodal Officer नोडल अधिकारी". The page features a navigation menu on the left with categories like Pensioner Details, Life Certificate Status, Pension Payments, and INCOME TAX. A central modal window titled "Staff Pension Cell" is overlaid, providing contact information: "Contact Us | संपर्क करें", "EMAIL ID | ईमेल आइडी: staffpensioncell@jobnet.co.in", and "PHONE NO | फोन नम्बर - 044 2851 9644 / 044 2851 9541". The modal also includes a "Feedback | फीडबैक" link and a "Thank You | धन्यवाद" message. The footer contains the visitor number and copyright information for MID-CHRIS.

THANK YOU